



Remote Learning Focus week

Monday 16th – Friday 20th

Remote learning focus week



- As you know, when students are asked to self-isolate due to a positive COVID test result, remote learning is set by their teachers via Firefly.
- Our teachers have been working hard to create quality resources and to make the online learning clear and accessible to students, so that they know what is expected of them.
- Many students have engaged very well with the work set.
- Unfortunately this has not been the case for all learners so far and we are concerned that some students may fall behind if they are not completing the work set to an appropriate standard or meeting deadlines.

Remote learning focus week

- 1) Pre-recorded lessons delivered during school day.**
- 2) Students access a Microsoft Teams meeting in form time and again after school.**

In the after school meeting there will be a short task to complete to show the students have engaged.

3) Support for parents

Online sessions for each year group on how parents can support their children with remote learning.

How to support your child with remote learning



- 1) Take an active interest in your child's learning.
- 2) Support your child in managing deadlines and completing work on time.
- 3) Establish a daily schedule and routine including screen breaks away from devices.
- 4) If possible ensure they have a quiet space to complete their work to avoid distractions. Headphones might also be helpful.
- 5) If siblings are sharing a computer, create a rota of who can use it when.
- 6) If your child does not have access to a computer at home, please let us know.
- 7) Encourage your child to ask for help from the teacher if they don't understand a task.
- 8) Familiarise yourself with how to use Firefly – there is guidance on this on the school web-site.

How to use Firefly



The screenshot shows the homepage of Friern Barnet School. The background features a young girl in a school uniform reading a book titled 'Lola & Rose'. The school's crest, which includes three fleur-de-lis symbols, is positioned above the school name. The page includes a navigation menu, social media icons, and a sidebar with various links.

Browser address bar: <https://www.friern.barnet.sch.uk>

Navigation: Home, MENU, Search, Twitter, Instagram, Email, Star, RSS, Share

Phone: 020 8368 2777

Creative Arts Page

FRIERN BARNET SCHOOL

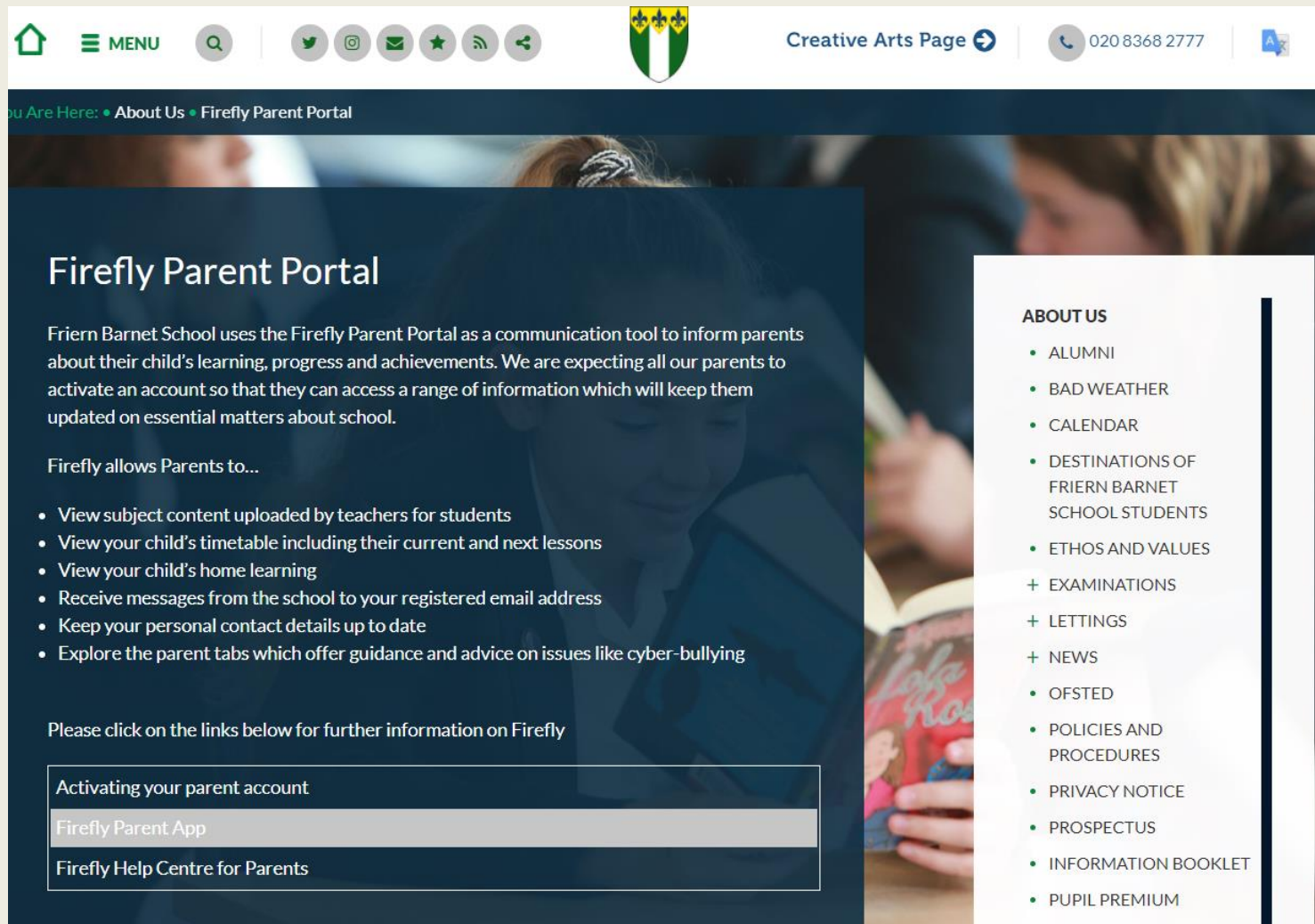
Enjoy and Excel
SPECIALIST ARTS COLLEGE

Navigation Links:

- Home
- Parents/Student Links
- Firefly VLE
 - Login
 - Activate Student Account
 - Activate Staff Account
 - Activate Parent Account
 - Information for Parents/Carers
- Parent Pay and School Shop
- Staff
- Useful Links
- Vacancies
- Year 6 Transition

Useful links for support with Firefly

<https://www.friern.barnet.sch.uk/about-us/firefly/>



Home MENU Search Twitter Instagram Email Star RSS Share

Creative Arts Page 020 8368 2777

You Are Here: • About Us • Firefly Parent Portal

Firefly Parent Portal

Friern Barnet School uses the Firefly Parent Portal as a communication tool to inform parents about their child's learning, progress and achievements. We are expecting all our parents to activate an account so that they can access a range of information which will keep them updated on essential matters about school.

Firefly allows Parents to...

- View subject content uploaded by teachers for students
- View your child's timetable including their current and next lessons
- View your child's home learning
- Receive messages from the school to your registered email address
- Keep your personal contact details up to date
- Explore the parent tabs which offer guidance and advice on issues like cyber-bullying

Please click on the links below for further information on Firefly

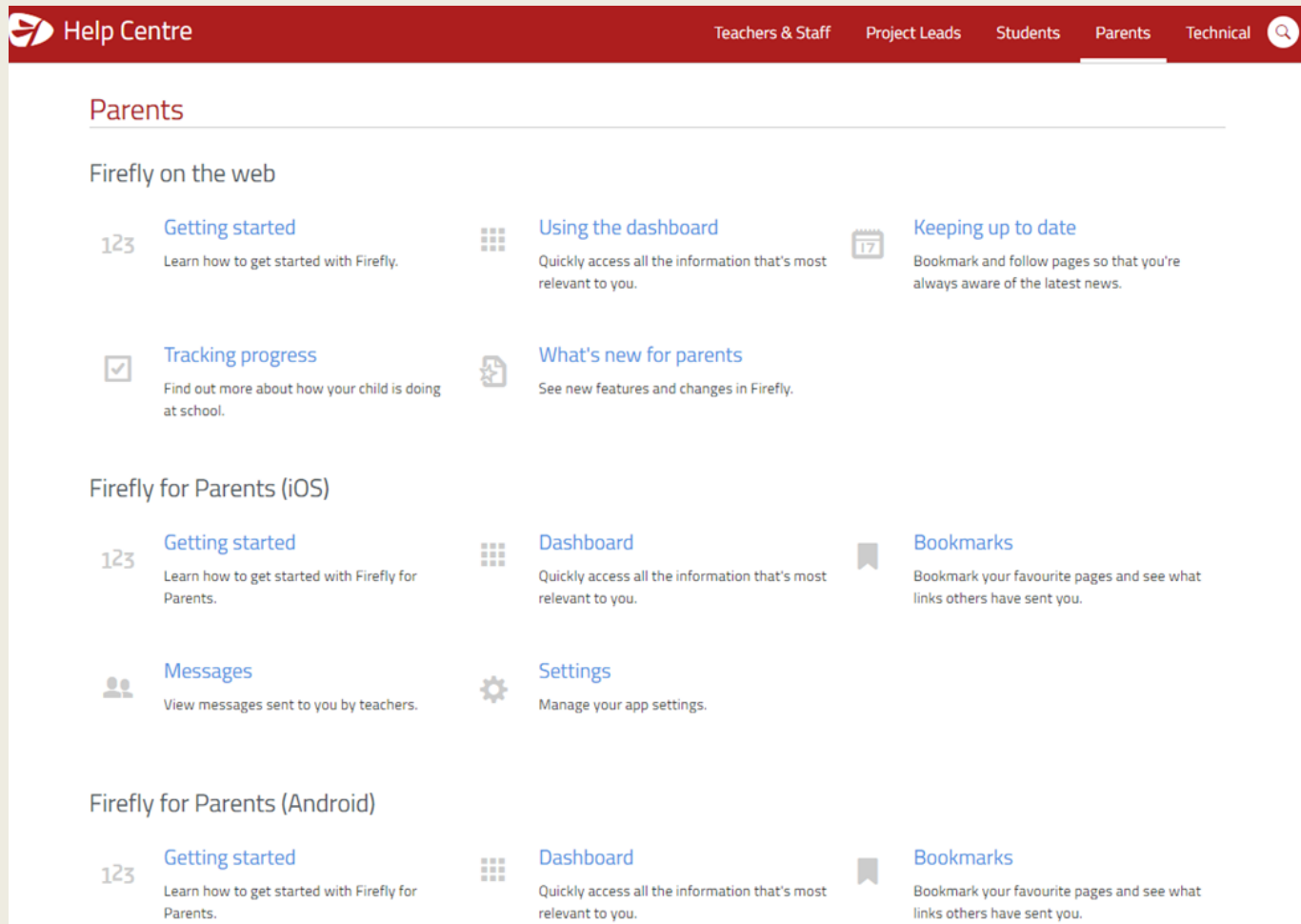
- Activating your parent account
- Firefly Parent App
- Firefly Help Centre for Parents

ABOUT US

- ALUMNI
- BAD WEATHER
- CALENDAR
- DESTINATIONS OF FRIERN BARNET SCHOOL STUDENTS
- ETHOS AND VALUES
- + EXAMINATIONS
- + LETTINGS
- + NEWS
- OFSTED
- POLICIES AND PROCEDURES
- PRIVACY NOTICE
- PROSPECTUS
- INFORMATION BOOKLET
- PUPIL PREMIUM

Useful links for support with Firefly

<https://helpcentre.fireflylearning.com/parents>



The screenshot shows the 'Help Centre' website with a red header. The 'Parents' section is active, indicated by a white underline. The page is organized into sections for 'Firefly on the web', 'Firefly for Parents (iOS)', and 'Firefly for Parents (Android)'. Each section contains several links with icons and brief descriptions.

Help Centre Teachers & Staff Project Leads Students **Parents** Technical

Parents

Firefly on the web

- Getting started** (123 icon): Learn how to get started with Firefly.
- Using the dashboard** (grid icon): Quickly access all the information that's most relevant to you.
- Keeping up to date** (calendar icon): Bookmark and follow pages so that you're always aware of the latest news.
- Tracking progress** (checkbox icon): Find out more about how your child is doing at school.
- What's new for parents** (document icon): See new features and changes in Firefly.

Firefly for Parents (iOS)

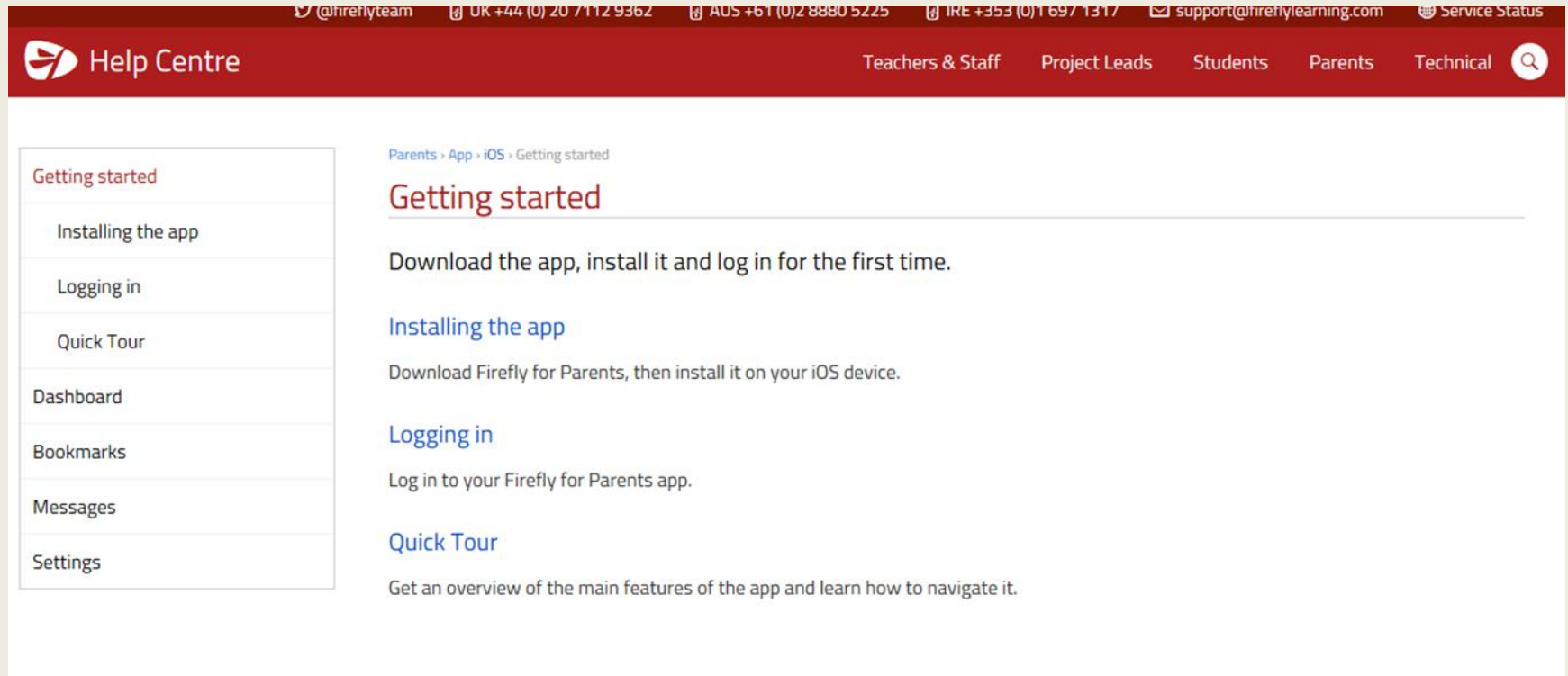
- Getting started** (123 icon): Learn how to get started with Firefly for Parents.
- Dashboard** (grid icon): Quickly access all the information that's most relevant to you.
- Bookmarks** (bookmark icon): Bookmark your favourite pages and see what links others have sent you.
- Messages** (people icon): View messages sent to you by teachers.
- Settings** (gear icon): Manage your app settings.

Firefly for Parents (Android)

- Getting started** (123 icon): Learn how to get started with Firefly for Parents.
- Dashboard** (grid icon): Quickly access all the information that's most relevant to you.
- Bookmarks** (bookmark icon): Bookmark your favourite pages and see what links others have sent you.

Useful links for support with Firefly

<https://helpcentre.fireflylearning.com/parents/app/ios/getting-started>



The screenshot shows the Firefly Learning Help Centre interface. At the top, there is a dark red navigation bar with the Firefly logo and 'Help Centre' on the left, and navigation links for 'Teachers & Staff', 'Project Leads', 'Students', 'Parents', and 'Technical' on the right. Above the navigation bar, contact information for various regions is displayed: '@fireflyteam', 'UK +44 (0) 20 7112 9362', 'AUS +61 (0) 2 8880 5225', 'IRE +353 (0) 1 697 1317', 'support@fireflylearning.com', and 'Service Status'. The main content area has a white background. On the left, a vertical sidebar menu lists: 'Getting started' (highlighted in red), 'Installing the app', 'Logging in', 'Quick Tour', 'Dashboard', 'Bookmarks', 'Messages', and 'Settings'. The main content area displays the breadcrumb 'Parents > App > iOS > Getting started', followed by the title 'Getting started' in red. Below the title, there are three sections: 'Download the app, install it and log in for the first time.'; 'Installing the app' (with a sub-description: 'Download Firefly for Parents, then install it on your iOS device.').; and 'Logging in' (with a sub-description: 'Log in to your Firefly for Parents app.'). Below these, there is a 'Quick Tour' section (with a sub-description: 'Get an overview of the main features of the app and learn how to navigate it.').

Useful links for support with Firefly

<https://helpcentre.fireflylearning.com/parents/app/ios/getting-started/quick-tour>

Getting started
Installing the app
Logging in
Quick Tour
Dashboard
Bookmarks
Messages
Settings

Parents > App > iOS > Getting started > Quick Tour

Quick Tour

Get an overview of the main features of the app and learn how to navigate it.

